

PLUG in SC

PAVEMENT MARKINGS AND PARKING SIGNAGE QUICK GUIDE

This guide should help to implement recommendations made in the Plug in SC plan, formed by the Palmetto Clean Fuels (PCF) coalition.

Any signs posted in a public right of way must be supported by local ordinances that specify any time limits, penalties, and definitions. Any signs posted in the public right of way must meet MUTCD requirements, as well as other relevant local specifications, such as height requirements. Private parking areas that are not open to the public are not required to meet MUTCD signage requirements. However, organizations that provide charging in private areas may find that consistency with the standards helps all drivers understand and recognize charging station signage. If the designated space is contained within a parking structure or garage, PCF recommends external signage to indicate specific locations of charging spaces.

SIGNAGE SPECIFICATIONS



The “Electric Vehicle Charging Symbol” (D9-11b) should be mounted above the regulatory sign, and be 12” x 12” to match the width.



Posted in a visible location around the parking space, the “No Parking Except Electric Vehicles” (R7-111) regulatory sign should be 12” wide x 18” tall.”

COLOR REFERENCE

Green
1:1
Pro-Park Yellow to
Pro-Park Blue



Blue
Pro-Park Blue



White



PAINT ORDERING INFORMATION

Pro-Park pavement marking paint can be purchased using the Sherwin Williams color matches referenced above.

swrep4553@sherwin.com (803) 600-3302

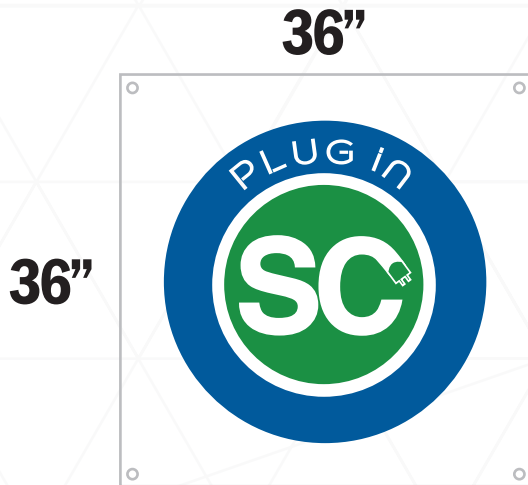


PAVEMENT MARKINGS

PCF recommends that EV charging stalls be outlined with green pavement markings of 4" to 6" wide stripes.

4" to 6" wide

Green
PANTONE 7731 C



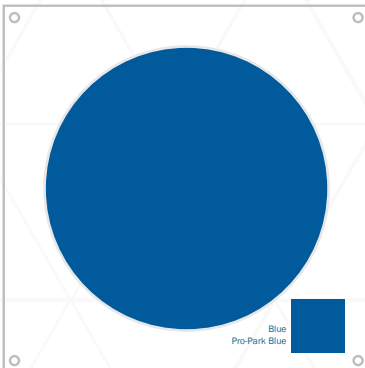
PLUG IN SC LOGO STENCIL

PCF has created a pavement stencil for local governments, state agencies, utilities, businesses, and other organizations that house EV charging stations to use when marking their EV parking spaces. This stencil is available on loan from PCF as needed.

To request this stencil, contact
PalmettoCleanFuels@regstaff.sc.gov.

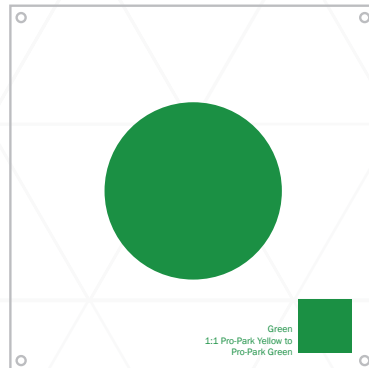
Step 1

Apply Layer 1 stencil and paint turquoise base.



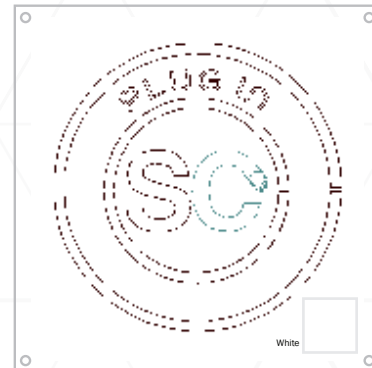
Step 2

Apply Layer 2 stencil and paint green insert.



Step 3

Apply Layer 3 stencil and paint white details.



SIGNAGE ORDERING INFORMATION

The "Electric Vehicle Charging Symbol" and the "No Parking Except Electric Vehicles" regulatory sign can be purchased at a low cost from the SC Department of Corrections- Prison Industries.

pisignshop@doc.sc.gov (803) 896-2131

www.PalmettoCleanFuels.org/PlugInSC

